

Hillmar

Hillmar Industries Ltd.

7371 Vantage Way
Delta, BC V4G 1C9
P:604 946-7115 F:604 946-0329
info@hillmar.com www.hillmar.com

HYD PWR UNIT 04-SB HPT04-SB-MB1V3-150MPR5 SPECIFICATION SHEET SLS & MKTG ENGLISH

Sheet Number:

Job Number:

Form Number:

129-519-75748PT

Document Package No.:

Rev.:

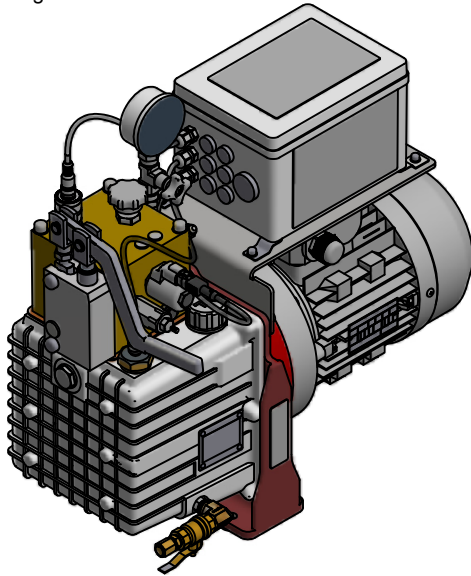
Company / Project Reference:

Date.:

Page.:

1 OF 1

Inventor Drawing



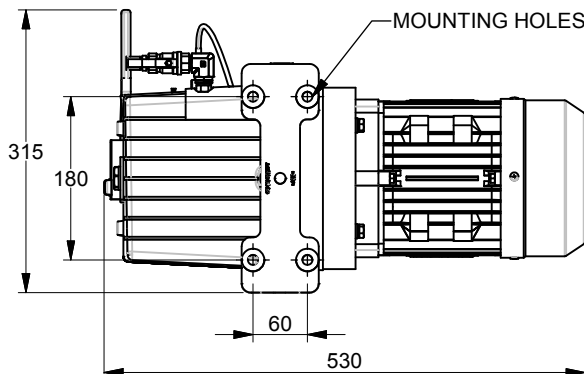
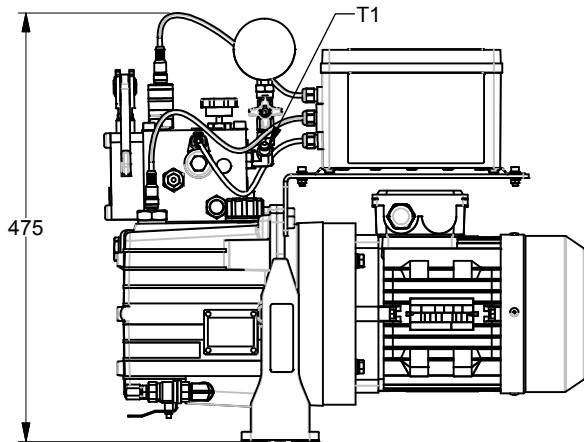
FEATURE	CODE
Hydraulic power unit	HPT
Oil volume	04
Storm brake	SB
Manifold	MB1V3
Motor - pump	150MPR5

Example for ordering

HPT04-SB-MB1V3-150MPR5

TECHNICAL DATA

Motor size (kW)	1.5
Oil volume (L)	4
Maximum pressure (MPa)	18
Nominal flow 50/60 Hz (l/min)	4.8/5.76
Hydraulic fittings (oil supply) T1	-4 37° JIC
Mounting holes	4 x Ø11
Mounting bolts (CL8.8)	4 x M10
Tightening torque (Nm)	20
Weight w/o oil (kg)	47



NOMINAL SPECIFICATION

Die cast reservoir.

Gear pump and high-pressure outlet filter.

Circuit manifold having check-valve, relief valve, normally open solenoid valve with manual override, pressure gauge with isolation valve, flow control, motor cut-out pressure switch, accumulator with flow control valve.

Control voltage electrical junction box connection to be drilled to suit requirements by customer.

For electrical motor junction box connection see motor specification sheet for details.

NOTES

Hillmar power units can be customized to suit customer's special requirements

All figures are nominal figures only

All dimensions are in millimeters

Document Template #710-101-62058

** ALL TECHNICAL DATA IS SUBJECT TO CHANGE WITHOUT NOTICE **

Hillmar works have a fully registered ISO 9001-2008 quality assurance programme (QCB #01-1525)

Storm Brakes • Thruster Disc Brakes • Thruster • Industrial Disc Brakes • Hydraulic Power Units • Cable Reels

C:\TEMP\35d16713-7e4d-41ac-90b2-19d4add1c7a\18000005190355HILLMARIHILLMAR PRODUCTION\01 HYD PWR UNIT\0700-1107001001 HPT-XXSB75748 HPT04-SB-MB1V3-150MPR5.idw